HIDDEN VALLEY — INTEGRITY OF THE GAME USSSA DIRECTOR ACTIVITY PROFILE

USSSA Area Director: Missy Jennings (1)

USSSA Classification: Tournament Directors at the state level and below are classified by USSSA as Area Directors. USSSA appointees generally operate as independent contractors rather than employees.

Total Team Entry Fees	Baseball Team Entry Fees	Softball Team Entry Fees	Minimum Games Played	Teams	Minimum Required Officials	Divisions of Play
$402,951	$14,483	$388,468	5,973	2,307	10,002	287

Team Entry Fees by Season

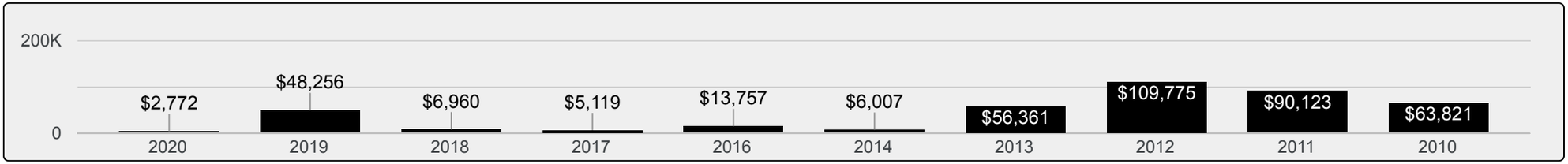

Team Entry Fees by Municipality

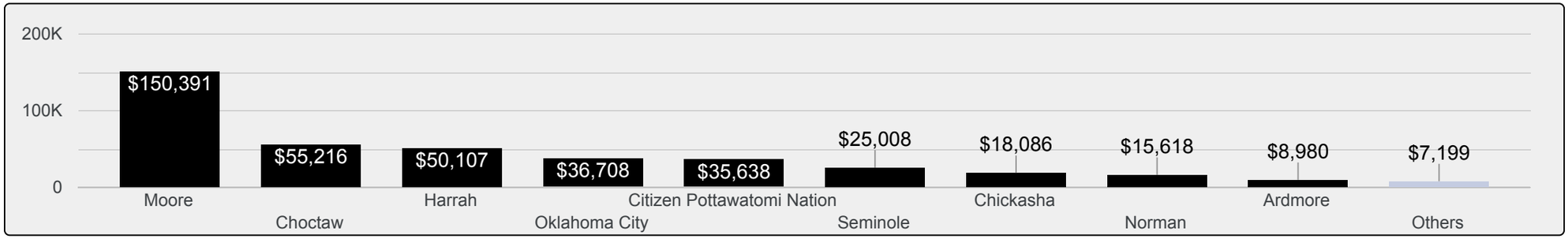

Team Entry Fees by Facility

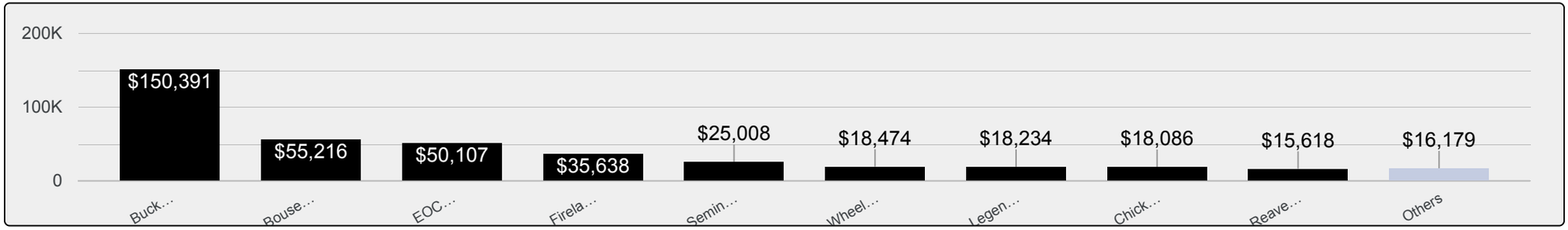

Team Entry Fees by County

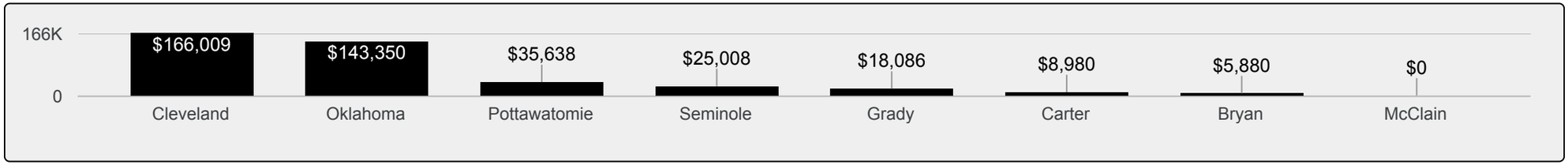

*Source & Methodology:** Data compiled from publicly available USSSA tournament and event information for Oklahoma. **Calculated **Team Entry Fees**** are derived by multiplying the number of participating teams by the publicly posted tournament entry fee for each applicable division/event. Figures represent calculated economic activity based on USSSA public information and are not represented as USSSA-reported aggregate financial totals. Data has been compiled and analyzed as part of the **Hidden Valley – Integrity of the Game Oklahoma USSSA Research Dataset (2001–2026)*

Research & Methodology Disclaimer This report is an independent research and analytical publication and is **not affiliated with, endorsed by, sponsored by, or prepared on behalf of USSSA (United States Specialty Sports Association)** or any governmental entity. Information presented in this report was compiled from **publicly available USSSA tournament/event information, USSSA By-Laws, USSSA Director Support Center documentation, public records, and related research materials**. Financial figures identified as **Team Entry Fees** are calculated estimates derived by multiplying publicly reported team participation by the posted entry fee applicable to the corresponding tournament, event, or division. These calculated amounts should **not be interpreted as USSSA-reported revenue, director income, profit, taxable income, or audited financial statements**. The organizational and financial-flow graphics are provided for **research and explanatory purposes** and summarize relationships described in publicly available USSSA materials. They should not be interpreted as establishing ownership of funds, individual compensation, tax liability, legal liability, or the ultimate disposition of tournament proceeds. Every reasonable effort has been made to accurately compile and analyze the underlying information; however, public records and online data may contain omissions, revisions, errors, cancellations, refunds, discounts, payment adjustments, or other circumstances that cannot be independently verified from publicly available information. This report is presented for **research, education, transparency, and public-interest analysis**. Readers should independently review the cited source materials before drawing legal, financial, tax, or regulatory conclusions.