Facility Report

Facility: Ardmore Regional Park, Ardmore Youth Baseball, Ardmore Regional Park, Ardmore Youth Baseball (3)

1 Primary Facility

USSSA Team Entry Fees	USSSA Baseball Team Entry Fees	USSSA Softball Team Entry Fees	Min Games Played	Min Umpires Assigned	Total Teams	Facility(s)	Director(s)	Municipality(s)	County(s)	League Team Entry Fees	League Teams
$1,269,626.00	$1,099,481.00	$170,145.00	10,326	20,602	3,840	3	15	1	1	$1,374.00	63

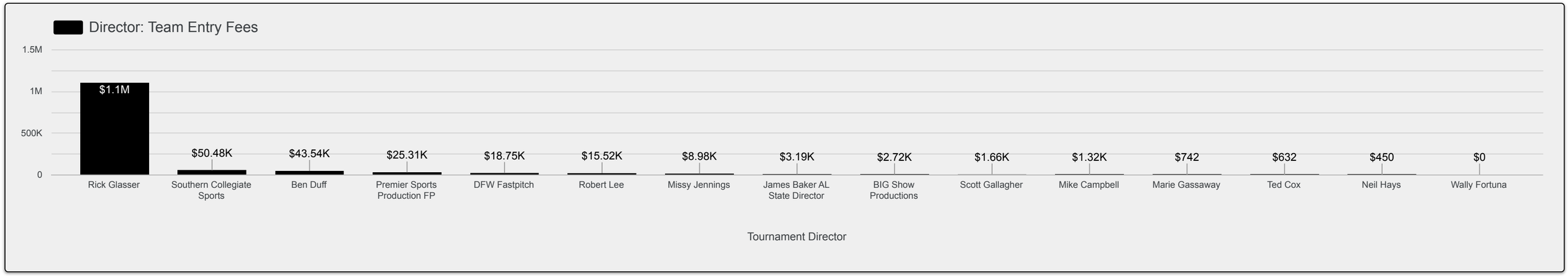

Facility Report

Facility: Ardmore Regional Park, Ardmore Youth Baseball, Ardmore Regional Park, Ardmore Youth Baseball (3)

1 Primary Facility

USSSA Team Entry Fees	USSSA Baseball Team Entry Fees	USSSA Softball Team Entry Fees	Min Games Played	Min Umpires Assigned	Total Teams	Facility(s)	Director(s)	Municipality(s)	County(s)	League Team Entry Fees	League Teams
$1,269,626.00	$1,099,481.00	$170,145.00	10,326	20,602	3,840	3	15	1	1	$1,374.00	63

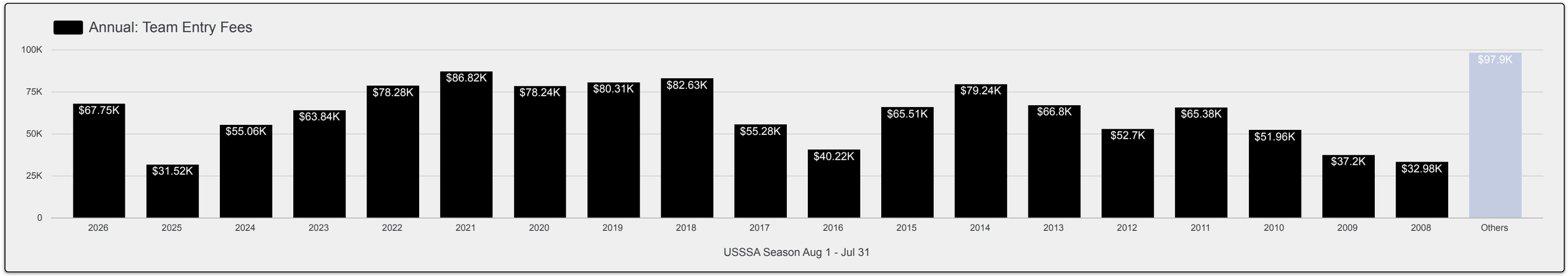

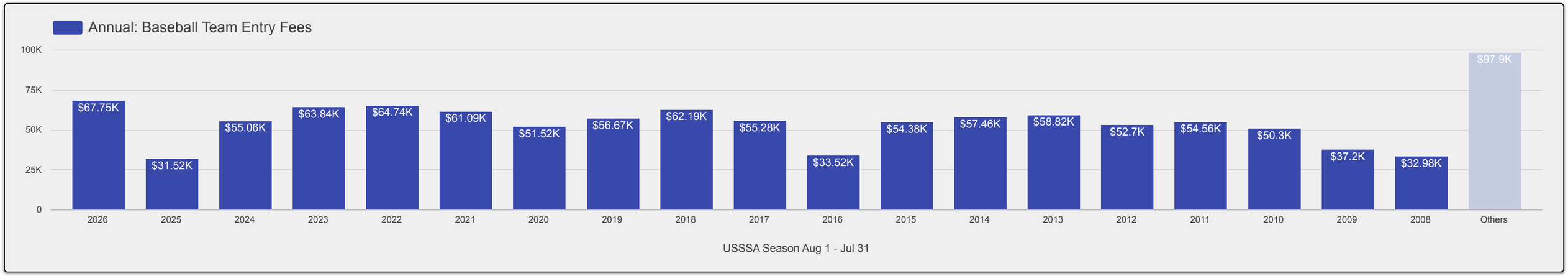

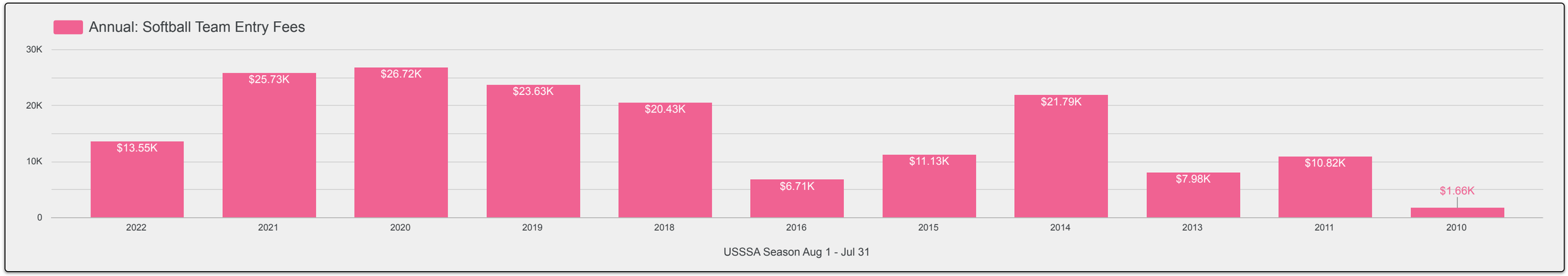

Facility Report

Facility: Ardmore Regional Park, Del City Ball Park (1)

No Primary Facility Combination of All Satellite Facilities

USSSA Team Entry Fees	USSSA Baseball Team Entry …	USSSA Softball Team Entry F…	Min Games Played	Min Umpires Assigned	Teams	Facility(s)	Director(s)	Municipality(s)	County(s)
$4,334.00	0	$4,334.00	54	108	11	1	1	1	1

Facility Report

Facility: Ardmore Regional Park, Ardmore Regional Park, Ardmore Youth Baseball, Ardmore Regional Park, Del City Ball Park, Ardmore Youth Baseball (4)

Primary & Combination of Satellite Facilities

USSSA Team Entry Fees	USSSA Baseball Team Entry …	USSSA Softball Team Entry F…	Min Games Played	Min Umpires Assigned	Teams	Facility(s)	Director(s)	Municipality(s)	County(s)
$1,273,960.00	$1,099,481.00	$174,479.00	10,380	20,710	3,851	4	15	2	2

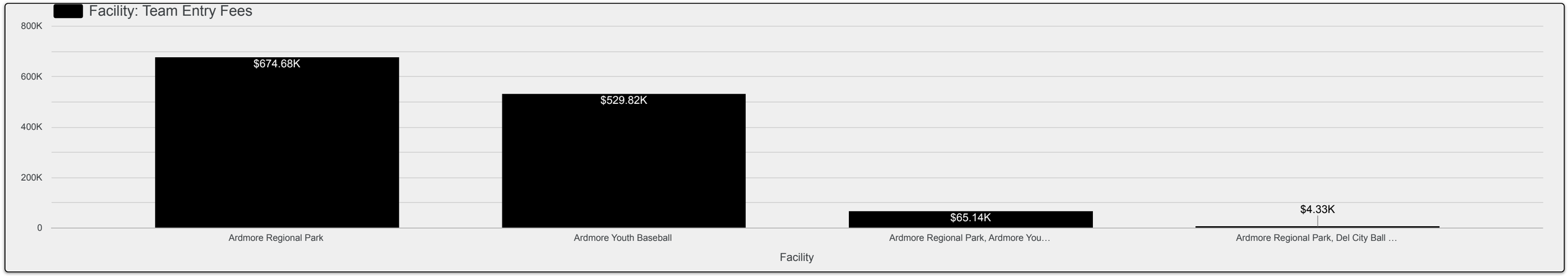

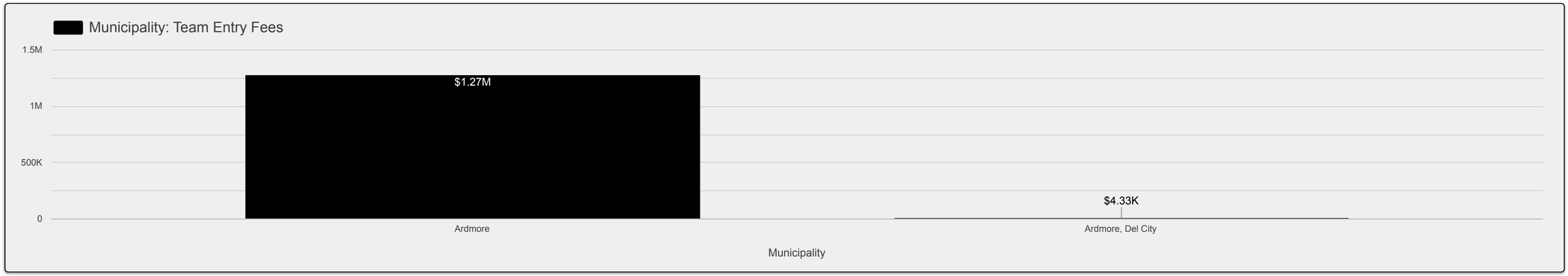

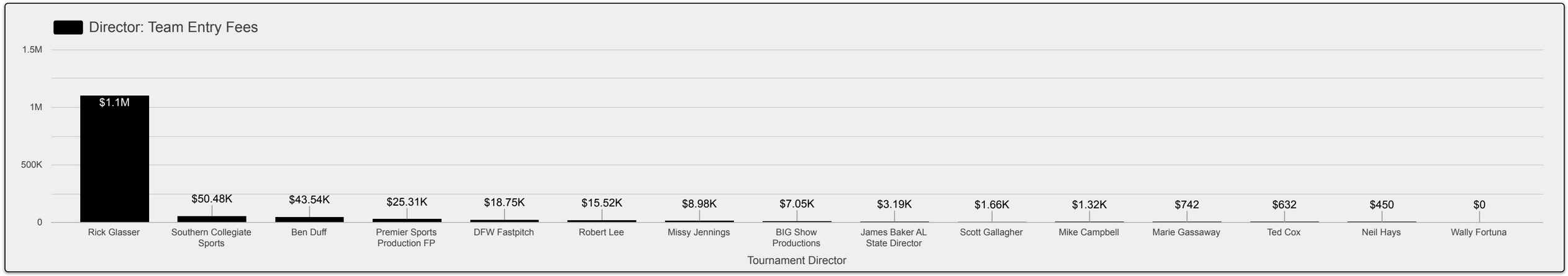

FACILITY REPORT — METHODOLOGY & INTERPRETATION GUIDE

Integrity of the Game vs Economic Impact (Politics): The Oklahoma Business Plan Oklahoma USSSA Baseball & Softball | 2001–2026

PURPOSE OF THIS REPORT This facility report is designed to distinguish between USSSA activity directly associated with a selected Primary Facility and the broader multi-facility event activity in which that Primary Facility was included with one or more additional playing locations. USSSA tournament and league records may identify a single facility or multiple facilities for an event. Larger events may use satellite or overflow locations because of field availability, tournament size, scheduling, age divisions, or other operational requirements. For this reason, this report separates facility activity into three analytical views rather than attributing every multi-facility event entirely to one location.

PAGE 1 & 2 — PRIMARY FACILITY ONLY
Direct / Stand-Alone Facility Activity Page 1 & 2 includes records in which the selected Primary Facility is listed independently as the event facility. Multi-facility combinations are excluded. This page provides the report's most conservative facility-specific measurement and answers: What documented USSSA activity is associated specifically with events listing the Primary Facility by itself? Displayed metrics may include Team Entry Fees, Baseball and Softball Team Entry Fees, teams, minimum games, minimum officials, league activity, tournament directors, municipality and county information. The sample report follows this structure by identifying Page 1 & 2 as the Primary Facility view.

PAGE 3 — MULTI-FACILITY / SATELLITE ACTIVITY
Primary Facility Used Within Multi-Site Events Page 3 excludes the stand-alone Primary Facility records from Page 1 & 2 and examines events in which the Primary Facility appears together with one or more additional facilities. These records may represent tournaments using satellite fields, overflow locations, schools, universities, municipal complexes, tribal facilities, or other playing locations. This page answers: What additional USSSA event activity is associated with multi-facility events that included the Primary Facility? The report identifies this analytical population separately as the Combination of All Satellite Facilities. Important: The full financial or participation value of a multi-facility event should not automatically be attributed to the Primary Facility. The available event record establishes that the facilities were associated with the same event but may not establish how teams, games, officials, entry fees, or other activity were distributed among individual locations.

PAGE 4 — COMBINED FACILITY ACTIVITY FOOTPRINT
Primary Facility + Multi-Facility Event Activity Page 4 combines the two analytical populations: PAGE 1 & 2 — Stand-Alone Primary Facility Activity + PAGE 3 — Associated Multi-Facility Activity = PAGE 4 — Total Documented Facility Activity Footprint Page 4 therefore provides the broadest view of USSSA activity involving the selected facility. It includes records where the facility appears independently and records where it appears within a larger facility combination. The report identifies this view as Primary & Combination of Satellite Facilities. Page 4 should be interpreted as associated event activity, not as a claim that every dollar, team, game, or official represented occurred exclusively at the Primary Facility.

UNDERSTANDING THE FINANCIAL DATA
USSSA Team Entry Fees represent calculated economic activity associated with team participation in the applicable event records. These figures are useful for measuring the scale of documented activity but should not automatically be interpreted as facility revenue, municipal revenue, tournament-director income or profit, USSSA corporate revenue, tax liability, gate receipts, concession revenue, or amounts actually received by a facility owner. For multi-facility events, the dataset may establish the event's facilities and overall activity without establishing the precise financial allocation among those locations.

IMPORTANT DATA INTERPRETATION: *Association is not allocation.*
When a Primary Facility appears within a multi-facility event, the record establishes an association between the facility and that event. Unless additional documentation establishes otherwise, it does not determine what percentage of the event's teams, games, officials, entry fees, revenues, or other activity occurred at each individual facility. Similarly, separate facility reports should not simply be added together to calculate statewide totals. The same multi-facility event may appear in reports for multiple facilities, creating the potential for duplicate counting. Statewide totals should instead be calculated from the underlying event-level dataset using appropriate event-level deduplication.

HOW TO READ THE REPORT

PAGE 1 & 2 → DIRECT ACTIVITY: *What occurred in records listing the Primary Facility alone.*

PAGE 3 → ASSOCIATED ACTIVITY: *What additional event activity involved the Primary Facility as part of a multi-facility configuration.*

PAGE 4 → COMPLETE ACTIVITY FOOTPRINT: *The combined documented USSSA activity associated with the Primary Facility across both categories.*

PAGE 1 & 2 + PAGE 3 = PAGE 4: *The purpose of this methodology is transparency: to distinguish activity that can be directly associated with a stand-alone facility record from the broader economic and operational activity associated with multi-facility events, without representing event-level totals as having occurred exclusively at any one facility.*

HIDDEN VALLEY DATASET — RESEARCH METHODOLOGY & DISCLAIMER

Integrity of the Game vs Economic Impact (Politics): The Oklahoma Business Plan Oklahoma USSSA Baseball & Softball Economic Activity Research | 2001–2026

PURPOSE & SCOPE

The Hidden Valley — Integrity of the Game dataset was developed as an independent research project to examine the historical scope, geographic footprint, participation, facility utilization, tournament-director activity, and estimated economic activity associated with USSSA baseball and softball in Oklahoma from 2001 through 2026. The dataset is intended to organize publicly available historical information into a structured format that allows events, teams, facilities, directors, municipalities, counties, sports, seasons, and posted team entry fees to be analyzed over time. The research is designed to identify patterns and relationships that may not be readily apparent when individual tournament and league records are reviewed separately.

PUBLIC-SOURCE DATA COLLECTION

The underlying research was compiled primarily from publicly accessible USSSA event, tournament, league, director, facility, team and related historical information available during the research period. For each applicable event record, available information was collected and organized into standardized data fields. Depending upon the source record, these fields may include: Season/Year • Event/Tournament Identification • Event Name • Sport • Tournament/League Classification • Tournament Director • Facility/Facilities • Municipality • County • Number of Teams • Posted Team Entry Fee • Minimum Games • Other Available Event Information Historical source information may contain incomplete records, naming variations, reused or inconsistent identifiers, facility-name changes, zero-dollar listings, missing fields, or other limitations inherent in historical public data. The Hidden Valley dataset therefore represents a research reconstruction and analytical compilation of the publicly available information, not an official accounting system of USSSA or any governmental entity.

TEAM ENTRY FEE METHODOLOGY

USSSA Team Entry Fees are calculated economic-activity estimates derived from the number of teams associated with an event and the publicly displayed team entry fee for that event. The general calculation is: Number of Teams × Posted Team Entry Fee = Calculated Team Entry Fees For example, if a publicly available event record identifies 40 teams and displays a $300 team entry fee, the dataset calculates: 40 Teams × $300 = $12,000 Calculated Team Entry Fees This methodology is applied at the applicable event-record level. Calculated event totals can then be aggregated by year, sport, tournament director, facility, municipality, county, or other analytical category to evaluate documented activity across the research period. The facility reports similarly distinguish stand-alone primary-facility records from events involving combinations of facilities so that direct facility records can be evaluated separately from broader multi-site event associations. The accompanying facility report, for example, separately displays baseball and softball calculated team entry fees, teams and other activity measures.

WHAT “TEAM ENTRY FEES” MEANS

Throughout the Hidden Valley research, Team Entry Fees should be understood as a calculated measure of documented economic activity, not as verified revenue received by any particular individual or organization. Unless independently established by additional financial documentation, these calculations do not establish: Actual payments collected • Gross receipts • Net income or profit • Director compensation • USSSA corporate revenue • Facility revenue • Municipal or tribal revenue • Bank deposits • Taxable income • Gate or concession revenue • Umpire compensation • Tax liability The calculation establishes what the publicly available event information indicates when the documented number of teams is multiplied by the publicly displayed team entry fee. Events displaying a $0.00 entry fee are not automatically treated as having generated no economic activity. A zero-dollar public listing may reflect a free event, locally collected fee, league structure, missing historical information, or another circumstance that cannot be determined from the public record alone.

DATA INTERPRETATION & LIMITATIONS

The dataset should be interpreted according to the evidence available within the underlying source material. A calculated amount demonstrates an analytical relationship between publicly reported participation and publicly posted pricing; it does not independently prove collection, receipt, distribution, ownership, profit, tax treatment, or disposition of those funds. Multi-facility events require additional caution. When multiple facilities are associated with one event, the event-level data may not establish how teams, games, fees, or other activity were distributed among the individual locations. Accordingly, association should not be interpreted as allocation. Historical records may also be subsequently modified, removed, corrected, or become unavailable. Results should therefore be considered in conjunction with preserved source documentation and any additional records obtained from governmental entities, facility owners, organizations, financial institutions, or other authoritative sources.

INDEPENDENT RESEARCH DISCLAIMER

Integrity of the Game vs Economic Impact (Politics): The Oklahoma Business Plan and the Hidden Valley — Integrity of the Game dataset are independent research products created for research, educational, public-interest, transparency, and analytical purposes. This project is not an official USSSA report and should not be interpreted as being prepared, sponsored, endorsed, verified, or approved by USSSA, its directors, affiliates, governmental entities, municipalities, tribes, school districts, facility owners, or other organizations appearing within the research. Calculated financial figures are research estimates derived from publicly available information and the methodology described above. They are not audits, tax determinations, forensic accounting conclusions, legal findings, or allegations that any person or organization received, retained, concealed, misreported, or improperly used the calculated amounts. The identification of an individual, director, organization, facility, municipality, or other entity within the dataset does not by itself imply wrongdoing, misconduct, tax noncompliance, criminal activity, or civil liability. The purpose of the research is to document and analyze available information, identify patterns and questions worthy of further examination, improve transparency, and provide a reproducible analytical foundation from which source records and independently obtained documentation may be evaluated. Research the records. Follow the data. Preserve the distinction between documented fact, calculated activity, analytical inference, and conclusions requiring independent verification.

YOUTH SPORTS BUSINESS MODELS: CURRENT vs. REFORM

Integrity of the Game vs Economic Impact (Politics): The Oklahoma Business Plan

CURRENT MODEL: How the Youth Sports Business Operates Today

A taxpayer facility is leased to a nonprofit user-group in good faith with the expectation that all income benefits the facility, the youth and the community. However, the tournament director becomes the middleman between the user-group and a sanctioning body and controls the collection and distribution of all entry fees with little or no accountability.

TAXPAYER FACILITY OWNER
Municipality | County
State | Federal

→ **LEASE AGREEMENT**
Facility leased to User-Group / Nonprofit in good faith that all income benefits the facility, youth and community.

→ **USER-GROUP / NONPROFIT VOLUNTEER BOARD**
Operates the facility in good faith for facility operations, maintenance, utilities, upgrades, youth and community benefit.

→ **TOURNAMENT DIRECTOR (MIDDLEMAN)**
Board member becomes the TD and acts as the middleman between the user-group and sanctioning body.

→ **SANCTIONING BODY (USSSA)**
Provides sanctioning for leagues and tournaments. Area Directors are Independent Contractors.

MONEY FLOW (CURRENT MODEL) – AREA OF LACK OF TRANSPARENCY & ACCOUNTABILITY

TEAMS / PLAYERS FAMILIES
Pay team entry fees online (ACH/CC) or cash at gate / concession.

$ **SANCTIONING BODY (USSSA)**
Accepts payments online and assesses a financial processing fee.

$ **TOURNAMENT DIRECTOR PRIVATE ACCOUNT (ACH / BANK ACCOUNT)**
Entry fees are deposited into the director's private account. Account ownership and distribution are private information not available to the public.

$ **DIRECTOR PAYS EVENT BILLS (NOT ENTRY FEES)**
Event expenses are paid using gate fees and concession profits.

$ **LIMITED / NO FUNDS TO USER-GROUP OR FACILITY**
User-group may receive little or no funds from entry fees. No public reporting required.

KEY RISKS & ACCOUNTABILITY GAPS IN CURRENT MODEL

- No public visibility into where or how entry fees are deposited.
- Director's bank account is private information.
- User-group / facility may receive little or none of the entry fees.
- Cash income from gate / concession / vendors often undocumented.
- No requirement for 1099s to staff, umpires, vendors.
- Inconsistent or no standard accounting, or financial reporting.
- Volunteer conflicts of interest and self-dealing opportunities.
- Facility owners rarely require transparency or financial reporting.
- If not using USSSA (or similar public platform), no public data exists to analyze or report.

RESULT: Lack of transparency, accountability and public trust.
Taxpayer facilities and communities cannot verify how funds are collected, held or spent.

REFORM MODEL: How the Youth Sports Business Could Operate with Legislative Youth Sports Reform

With legislative reform, taxpayer facilities require transparency, accountability and standard business practices. All income is documented, reported and used for facility operations, youth, community benefit and long-term sustainability.

TAXPAYER FACILITY OWNER
Municipality | County
State | Federal

→ **REFORM LEASE AGREEMENT REQUIREMENTS**
Lease requires transparency, accountability, standard accounting, reporting, insuranng, reporting, insurance, background checks and community benefit requirements.

→ **USER-GROUP / NONPROFIT VOLUNTEER BOARD**
Operates with integrity. Adopts policies for financial controls, conflict of interest, document retention and compliance.

→ **TOURNAMENT DIRECTOR (SERVICE PROVIDER)**
Acts as event operator under contract with the user-group. All funds collected on behalf of the organization.

→ **SANCTIONING BODY (USSSA)**
Provides sanctioning for leagues and tournaments. Area Directors are Independent Contractors.

MONEY FLOW (REFORM MODEL) – TRANSPARENT & ACCOUNTABLE

TEAMS / PLAYERS FAMILIES
Pay team entry fees online (ACH/CC) or cash at gate / concession.

$ **SANCTIONING BODY (USSSA)**
Accepts payments online and assesses a financial processing fee.

$ **ORGANIZATION BANK ACCOUNT (USER-GROUP / NONPROFIT)**
Funds deposited directly into the organization's bank account.

$ **STANDARD ACCOUNTING & REPORTING**
All income and expenses recorded. 1099s issued. Monthly / annual reports required.

$ **FACILITY & COMMUNITY BENEFIT**
Funds used for facility operations, maintenance, utilities, upgrades, youth programs and community benefit.

REFORM MODEL: KEY ACCOUNTABILITY & TRANSPARENCY STANDARDS

- All entry fees deposited into the organization's bank account.
- No personal accounts for organization funds.
- All cash income documented with receipts and deposit records.
- Standard accounting principles applied.
- 1099s issued to all paid staff, contractors, umpires and vendors.
- Annual independent financial review or audit (as required).
- Monthly / annual financial reports provided to facility owner.
- Full transparency builds public trust and community support.
- All income benefits the facility, youth and community.

RESULT: Transparency, accountability and public trust.
Taxpayer facilities are protected. Youth, families and communities benefit.

WHY THIS MATTERS

Youth sports facilities are taxpayer assets. Communities deserve transparency and proof that all income is used for the public good.

OUR RESEARCH FOCUS

This study documents USSSA because team entry fees are public information, providing a historical, longitudinal analytical model. Non-USSSA events are not publicly documented, so no financial or event data exists to report.

THE SOLUTION: LEGISLATIVE YOUTH SPORTS REFORM

Require accountability, transparency and standard business practices for all organizations operating on taxpayer-owned facilities. Protect the integrity of youth sports and ensure that every dollar benefits the facility, the youth and the community.

DISCLAIMER: This graphic is for research purposes only and represents the findings and conclusions of an independent study conducted by Integrity of the Game vs Economic Impact *(Politics): The Oklahoma Business Plan*. It is not an official report of USSSA, any government entity, facility owner, organization or individual. Information is based on publicly available data and research methodology. No allegations of wrongdoing are made or implied.

INTEGRITY OF THE GAME
Research for Transparency. Accountability for the Future.