

ECONOMIC IMPACT

Oklahoma Youth Baseball



2009-2022 (exception: 2017, 2015)

Updated 2 Feb 2023

Kenneth R. Crawford (Doctoral Research)

Overview

HOW BIG IS OKLAHOMA ECONOMIC IMPACT?

Independent study conducted providing reliable data that fuels economic impact

1 - For Profit User-Group - (Tournament Director)

3 - Oklahoma Host Communities (Ardmore, OKC & Tulsa)

Annual recurring events (Oklahoma-Texas Shootout & B-12 Memorial Weekend Shootout)
tracking teams, players, families, overnight stays, day-trippers, team fees, gate fees, umpire
fees, corporate sponsorships and usage fees

**Rate established Approximately 2007 Gameplan of Oklahoma \$289 per Overnight Stay*

Oklahoma-Texas Shootout

Ardmore, OK

Started in 2001 - 1st Annual OK-TX Shootout

Started as a 1 weekend team fundraiser to help offset player/family travel fees

Included ages 6U-12U

Ardmore, Durant and Choctaw, OK Facilities included within 580 area code

Longevity and Sustainability

Community Leadership Big Picture... Ardmore, OK

INTEGRITY OF THE GAME @ What Cost.....

Oklahoma-Texas Shootout Tulsa, OK

Started in 2001 - 1st Annual OK-TX Shootout

Started as a 1 weekend team fundraiser to help offset player/family travel fees

Included ages 13U-14U

Tulsa & Surrounding OK Community Facilities included within 918 area code

Longevity and Sustainability

Community Leadership Big Picture... None

INTEGRITY OF THE GAME @ What Cost.....

B-12 Memorial Weekend Shootout OKC, OK

2019-2020-2021-2022 (previous years exist data not researched as of 1 Feb 2023)

Annual Event Utilizing Facilities in and surrounding the OKC Metro Area

Included ages 7U-14U

OKC, OK

Surrounding Communities included within 405 area code

Community Leadership Big Picture... None

INTEGRITY OF THE GAME @ What Cost.....

2009-2022 Data Analysis - Economic Impact

Ardmore, OK

- Economic Impact: \$17,077,582.50
- Total Rooms: 46,882
- Total Teams: 2,131

OKC, OK

- Economic Impact: \$8,445,013.50
- Total Rooms: 25,047
- Total Teams: 759

Tulsa, OK

- Economic Impact: \$10,564,840.00
- Total Rooms: 29,216
- Total Teams: 1,328

USER-GROUP TOTALS

- **Economic Impact: \$36,087,436.00**
- **Total Rooms: 101,145**
- **Total Teams: 4,218**

2009-2022 Data Analysis - Events

Ardmore, OK

- Total Income: \$1,509,620.00
- Total Expenses: \$664,535.00
- Total Profit: \$794,485.65

OKC, OK

- Total Income: \$660,620.00
- Total Expenses: \$272,494.09
- Total Profit: \$388,125.91

Tulsa, OK

- Total Event Income: \$981,840.00
- Total Expenses: \$373,440.00
- Total Profit: \$608,400.00

USER-GROUP TOTALS

- **Total Income: \$3,152,080.00**
- **Total Expenses: \$1,310,469.09**
- **Total Profit: \$1,791,011.56**

2009-2022 Data Analysis - Game-Day Management

Ardmore, OK

- Total Umpires: Event Games 5,173 x 2 = **10,346**
- Total Officials Expense: \$418,058.00
- Total Umpire 20% Pay: \$82,768.00

OKC, OK

- Total Umpires: Event Games 2,091 x 2 = **4,182**
- Total Officials Expense: \$165,000.00
- Total Umpire 20% Pay: \$33,000.00

Tulsa, OK

- Total Umpires: Event Games 3,168 x 2 = **6,336**
- Total Officials Expense: \$253,440.00
- Total Umpire 20% Pay: \$50,688.00

USER-GROUP TOTALS

- Total Umpires: Event Games 10,432 x 2 = **20,864**
- Total Officials Expense: \$836,498.00
- Total Umpire 20% Pay: \$166,456.00

2022 Economic Impact - \$3,991,234.50 *7 Total Events*

Ardmore, OK (9U-12U)

Economic Impact

\$1,621,290.00

4,488 Rooms

204 Teams

User-Group

Income \$175,080.00

Expense \$62,760.00

Profit \$112,320.00

Apr 8-10, Apr 22-24, Apr 29-May 1

OKC, OK (7U-14U)

Economic Impact

\$1,368,559.50

4,059 Rooms

123 Teams

User-Group

Income \$108,265.00

Expense \$49,257.50

Profit \$59,007.50

May 27-30

Tulsa, OK (13U-14U)

Economic Impact

\$1,001,385.00

2,772 Rooms

126 teams

User-Group

Income \$106,180.00

Expense \$32,860.00

Profit \$73,320.00

May 6-8, 13-15

453 Teams - 11,319 Rooms - \$389,525.00 Income - \$144,877.50 Expense - \$244,647.50 Profit

2022 Game-Day Management - \$3,991,234.50 *7 Total Events*

Ardmore, OK (9U-12U)

Game-Day

Games - 492
Officials - 984 (slots)
Officials - \$39,360.00

Officials

20% - \$7,872.00
Pay / (\$400) - 98.4 umps
Pay / (\$600) - 65.6 umps

Apr 8-10, Apr 22-24, Apr 29-31

OKC, OK (7U-14U)

Game-Day

Games - 355
Officials - 710 (slots)
Officials - \$27,720.00

Officials

20% - \$5,544.00
Pay / (\$400) - 69.3 umps
Pay / (\$600) - 46.2 umps

May 27-30

Tulsa, OK (13U-14U)

Game-Day

Games - 282
Officials - 564 (slots)
Officials - \$22,560.00

Officials

20% - \$4,512.00
Pay / (\$400) - 56.4 umps
Pay / (\$600) - 37.6 umps

May 6-8, 13-15

1,129 Games - 2,258 Slots - \$89,640.00 Pay - 20% = \$17,928.00 - 224.1 or 149.4 (1099's) Officials

2021 Economic Impact - \$5,529,870.50 *7 Total Events*

Ardmore, OK (9U-12U)

Economic Impact

\$1,541,815.00

4,268 Rooms

194 Teams

User-Group

Income \$156,320.00

Expense \$63,390.00

Profit \$92,930.00

Apr 16-18, Apr 23-25, Apr 30-May 2

OKC, OK (7U-14U)

Economic Impact

\$2,970,775.50

8,811 Rooms

267 Teams

User-Group

Income \$232,465.00

Expense \$83,370.04

Profit \$149,094.96

May 28-31

Tulsa, OK (13U-14U)

Economic Impact

\$1,017,280.00

2,816 Rooms

128 Teams

User-Group

Income \$107,840.00

Expense \$35,950.00

Profit \$71,890.00

May 7-9, May 14-16

589 Teams - 15,895 Rooms - \$496,625.00 Income - \$182,710.04 Expense - \$313,914.96 Profit

2021 Game-Day Management - \$5,529,870.50 *7 Total Events*

Ardmore, OK (9U-12U)

Game-Day

Games - 499
Officials - 998 (slots)
Officials - \$39,920.00

Officials

20% - \$7,984.00
Pay / (\$400) - 99.8 umps
pay / (\$600) - 66.5 umps

Apr 16-18, Apr 23-25, Apr 30-May 2

OKC, OK (7U-14U)

Game-Day

Games - 688
Officials - 1,376 (slots)
Officials - \$55,040.00

Officials

20% - \$11,008.00
Pay / (\$400) - 137.6 umps
Pay / (\$600) - 91.7 umps

May 28-31

Tulsa, OK (13U-14U)

Game-Day

Games - 320
Officials - 640 (slots)
Officials - \$25,600.00

Officials

20% - \$5,120.00
Pay / (\$400) - 64.0 umps
Pay / (\$600) - 42.6 umps

May 7-9, May 14-16

1,507 Games - 3,014 Slots - \$120,560.00 Pay - 20% = \$24,112.00 - 301.4 or 200.8 (1099's) Officials

2020 Economic Impact - \$4,678,701.50 *7 Total Events*

Ardmore, OK (9U-12U)

Economic Impact

\$1,552,155.00

3,916 Rooms

178 Teams

User-Group

Income \$146,390.00

Expense \$52,570.00

Profit \$93,820.00

May 29-31, Jun 5-7, Jun 26-28

OKC, OK (7U-14U)

Economic Impact

\$2,236,426.50

6,633 Rooms

201 Teams

User-Group

Income \$176,740.00

Expense \$76,827.54

Profit \$99,912.46

May 22-25

Tulsa, OK (13U-14U)

Economic Impact

\$890,120.00

2,464 Rooms

112 Teams

User-Group

Income \$93,120.00

Expense \$31,550.00

Profit \$61,570.00

Jun 5-7, Jun 26-28

491 Teams - 13,013 Rooms - \$416,250.00 Income - \$160,947.50 Expense - \$255,302.46 Profit

2020 Game-Day Management - \$4,678,701.50 *7 Total Events*

Ardmore, OK (9U-12U)

Game-Day

Games - 429
Officials - 858 (slots)
Officials - \$34,320.00

Officials

20% - \$6,864.00
Pay / (\$400) - 85.8 umpers
Pay / (\$600) - 57.2 umpers

May 29-31, Jun 5-7, Jun 26-28

OKC, OK (7U-14U)

Game-Day

Games - 571
Officials - 1,142 (slots)
Officials - \$45,680.00

Officials

20% - \$9,136.00
Pay / (\$400) - 114.2 umpers
Pay / (\$600) - 76.1 umpers

May 22-25

Tulsa, OK (13U-14U)

Game-Day

Games - 270
Officials - 540 (slots)
Officials - \$21,600.00

Officials

20% - \$4,320.00
Pay / (\$400) - 54.0 umpers
Pay / (\$600) - 36.0 umpers

Jun 5-7, Jun 26-28

1,270 Games - 2,540 Slots - \$101,600.00 Pay - 20% = \$20,320.00 - 254.0 or 169.3 (1099's) Officials

2019 Economic Impact - \$4,317,082.00 *7 Total Events*

Ardmore, OK (9U-12U)

Economic Impact

\$1,446,445.00

4,004 Rooms

182 Teams

User-Group

Income \$149,410.00

Expense \$54,050

Profit \$95,360.00

Apr 4-5, Apr 12-13, Apr 26-28

OKC, OK (7U-14U)

Economic Impact

\$1,869,252.00

5,544 Rooms

168 Teams

User-Group

Income \$143,150.00

Expense \$63,039.01

Profit \$80,110.99

May 24-27

Tulsa, OK (13U-14U)

Economic Impact

\$1,001,385.00

2,772 Rooms

126 Teams

User-Group

Income \$102,660.00

Expense \$34,220.00

Profit \$68,440.00

May 3-5, May 10-12

476 Teams - 12,320 Rooms - \$395,220.00 Income - \$151,309.01 Expense - \$243,910.99 Profit

2019 Game-Day Management - \$4,317,082.00 *7 Total Events*

Ardmore, OK (9U-12U)

Game-Day

Games - 440
Officials - 880 (slots)
Officials - \$66,000.00

Officials

20% - \$7,040.00
Pay / (\$400) - 165.0 umps
Pay / (\$600) - 110.0 umps

Apr 4-5, Apr 12-13, Apr 26-28

OKC, OK (7U-14U)

Game-Day

Games - 477
Officials - 954 (slots)
Officials - \$36,560.00

Officials

20% - \$7,312.00
Pay / (\$400) - 91.4 umps
Pay / (\$600) - 60.9 umps

May 24-27

Tulsa, OK (13U-14U)

Game-Day

Games - 299
Officials - 598 (slots)
Officials - \$23,920.00

Officials

20% - \$4,784.00
Pay / (\$400) - 59.8 umps
Pay / (\$600) - 39.8 umps

May 3-5, May 10-12

1,216 Games - 2,432 Slots - \$95,680.00 Pay - 20% = \$19,136.00 - 316.2 or 210.7 (1099's) Officials

2018 Economic Impact - \$2,547,160.00 *6 Total Events*

Ardmore, OK (9U-12U)

Economic Impact

\$1,529,880.00

4,224 Rooms

192 Teams

User-Group

Income \$150,200.00

Expense \$55,820.00

Profit \$94,380.00

OKC, OK (7U-14U)

Economic Impact

\$0.00

0 Rooms

0 Teams

User-Group

Income \$0.00

Expense \$0.00

Profit \$0.00

Tulsa, OK (13U-14U)

Economic Impact

\$1,017,280.00

2,816 Rooms

128 Teams

User-Group

Income \$102,400.00

Expense \$34,990.00

Profit \$67,410.00

Apr 13-15, Apr 20-22, Apr 27-29

May 4-6, May 11-13

320 Teams - 7,040 Rooms - \$252,600.00 Income - \$90,810.00 Expense - \$161,790.00 Profit

2018 Game-Day Management - \$2,547,160.00 *6 Total Events*

Ardmore, OK (9U-12U)

Game-Day

Games - 459
Officials - 918 (slots)
Officials - \$36,720.00

Officials

20% - \$7,344.00
Pay / (\$400) - 91.8 umps
Pay / (\$600) - 61.2 umps

OKC, OK (7U-14U)

Game-Day

Games - 0
Officials - 0 (slots)
Officials - \$0.00

Officials

20% - \$0.00
Pay / (\$400) - 0.0 umps
Pay / (\$600) - 0.0 umps

Tulsa, OK (13U-14U)

Game-Day

Games - 308
Officials - 616 (slots)
Officials - \$24,640.00

Officials

20% - \$4,928.00
Pay / (\$400) - 61.6 umps
Pay / (\$600) - 41.0 umps

Apr 13-15, Apr 20-22, Apr 27-29

May 4-6, May 11-13

767 Games - 1,534 Slots - \$61,360.00 Pay - 20% = \$12,272.00 - 153.4 or 102.2 (1099's) Officials

2016 Economic Impact - \$2,336,565.00 *6 Total Events*

Ardmore, OK (9U-12U)

Economic Impact

\$1,319,285.00

3,652 Rooms

166 Teams

User-Group

Income \$102,920.00

Expense \$50,930.00

Profit \$51,990.00

OKC, OK (7U-14U)

Economic Impact

\$0.00

0 Rooms

0 Teams

User-Group

Income \$0.00

Expense \$0.00

Profit \$0.00

Tulsa, OK (13U-14U)

Economic Impact

\$1,017,280.00

2,816 Rooms

128 Teams

User-Group

Income \$69,440.00

Expense \$34,990.00

Profit \$34,450.00

Apr 15-17, Apr 22-24, Apr 29-May 1

May 6-8, May 13-15

294 Teams - 6,468 Rooms - \$172,360.00 Income - \$85,920.00 Expense - \$86,440.00 Profit

2016 Game-Day Management - \$2,336,565.00 *6 Total Events*

Ardmore, OK (9U-12U)

Game-Day

Games - 406
Officials - 812 (slots)
Officials - \$32,480.00

Officials

20% - \$6,496.00
Pay / (\$400) - 81.2 umps
Pay / (\$600) - 54.1 umps

OKC, OK (7U-14U)

Game-Day

Games - 0
Officials - 0 (slots)
Officials - \$0.00

Officials

20% - \$0.00
Pay / (\$400) - 0.0 umps
Pay / (\$600) - 0.0 umps

Tulsa, OK (13U-14U)

Game-Day

Games - 308
Officials - 616 (slots)
Officials - \$24,640.00

Officials

20% - \$4,928.00
Pay / (\$400) - 61.6 umps
Pay / (\$600) - 41.0 umps

Apr 15-17, Apr 22-24, Apr 29-May 1

May 6-8, May 13-15

714 Games - 1,428 Slots - \$57,120.00 Pay - 20% = \$11,424.00 - 142.8 or 95.1 (1099's) Officials

2014 Economic Impact - \$2,490,180.00 *6 Total Events*

Ardmore, OK (9U-12U)

Economic Impact

\$1,494,130.00

4,136 Rooms

188 Teams

User-Group

Income \$116,560.00

Expense \$54,600.00

Profit \$61,960.00

OKC, OK (7U-14U)

Economic Impact

\$0.00

0 Rooms

0 Teams

User-Group

Income \$0.00

Expense \$0.00

Profit \$0.00

Tulsa, OK (13U-14U)

Economic Impact

\$996,050.00

2,728 Rooms

124 Teams

User-Group

Income \$85,560.00

Expense \$34,090.00

Profit \$51,470.00

Apr 4-6, Apr 11-13, Apr 25-27

May 2-4, 9-11

312 Teams - 6,864 Rooms - \$202,120.00 Income - \$88,690.00 Expense - \$113,430.00 Profit

2014 Game-Day Management - \$2,490,180.00 *6 Total Events*

Ardmore, OK (9U-12U)

Game-Day

Games - 445
Officials - 890 (slots)
Officials - \$35,600.00

Officials

20% - \$7,120.00
Pay / (\$400) - 89.0 umps
Pay / (\$600) - 59.3 umps

OKC, OK (7U-14U)

Game-Day

Games - 0
Officials - 0 (slots)
Officials - \$0.00

Officials

20% - \$0.00
Pay / (\$400) - 0.0 umps
Pay / (\$600) - 0.0 umps

Tulsa, OK (13U-14U)

Game-Day

Games - 298
Officials - 590 (slots)
Officials - \$23,840.00

Officials

20% - \$4,768.00
Pay / (\$400) - 59.6 umps
Pay / (\$600) - 39.7 umps

Apr 4-6, Apr 11-13, Apr 25-27

May 2-4, 9-11

743 Games - 1,480 Slots - \$59,440.00 Pay - 20% = \$11,888.00 - 148.6 or 99.0 (1099's) Officials

2013 Economic Impact - \$2,606,780.00 *6 Total Events*

Ardmore, OK (9U-12U)

Economic Impact

\$1,589,500.00

4,400 Rooms

200 Teams

User-Group

Income \$124,000.00

Expense \$60,900.00

Profit \$63,100.00

OKC, OK (7U-14U)

Economic Impact

\$0.00

0 Rooms

0 Teams

User-Group

Income \$0.00

Expense \$0.00

Profit \$0.00

Tulsa, OK (13U-14U)

Economic Impact

\$1,017,280.00

2,816 Rooms

128 Teams

User-Group

Income \$88,320.00

Expense \$35,830.00

Profit \$52,490.00

Apr 12-14, Apr 19-21, 26-28

May 3-5, May 10-12

328 Teams - 7,216 Rooms - \$212,320.00 Income - \$96,730.00 Expense - \$115,590.00 Profit

2013 Game-Day Management - \$2,606,780.00 *6 Total Events*

Ardmore, OK (9U-12U)

Game-Day

Games - 470
Officials - 940 (slots)
Officials - \$37,600.00

Officials

20% - \$7,520.00
Pay / (\$400) - 94.0 umps
Pay / (\$600) - 62.6 umps

OKC, OK (7U-14U)

Game-Day

Games - 0
Officials - 0 (slots)
Officials - \$0.00

Officials

20% - \$0.00
Pay / (\$400) - 0.0 umps
Pay / (\$600) - 0.0 umps

Tulsa, OK (13U-14U)

Game-Day

Games - 306
Officials - 612 (slots)
Officials - \$24,480.00

Officials

20% - \$4,896.00
Pay / (\$400) - 61.2 umps
Pay / (\$600) - 40.8 umps

Apr 12-14, Apr 19-21, 26-28

May 3-5, May 10-12

776 Games - 1,552 Slots - \$62,080.00 Pay - 20% = \$12,416.00 - 155.2 or 103.4 (1099's) Officials

2012 Economic Impact - \$2,209,405.00 *6 Total Events*

Ardmore, OK (9U-12U)

Economic Impact

\$1,351,075.00

3,740 Rooms

170 Teams

User-Group

Income \$105,400.00

Expense \$56,310.00

Profit \$49,090.00

OKC, OK (7U-14U)

Economic Impact

\$0.00

0 Rooms

0 Teams

User-Group

Income \$0.00

Expense \$0.00

Profit \$0.00

Tulsa, OK (13U-14U)

Economic Impact

\$858,330.00

2,376 Rooms

108 Teams

User-Group

Income \$74,520.00

Expense \$30,410.00

Profit \$44,110.00

Apr 13-15, Apr 20-22, Apr 27-29

May 4-6, May 11-13

278 Teams / Rooms 6,116 - Income \$179,920.00 - Expense \$86,720.00 = Profit \$93,200.00

2012 Game-Day Management - \$2,209,405.00 *6 Total Events*

Ardmore, OK (9U-12U)

Game-Day

Games - 422
Officials - 844 (slots)
Officials - \$33,760.00

Officials

20% - \$6,752.00
Pay / (\$400) - 84.4 umps
Pay / (\$600) - 56.2 umps

OKC, OK (7U-14U)

Game-Day

Games - 0
Officials - 0 (slots)
Officials - \$0.00

Officials

20% - \$0.00
Pay / (\$400) - 0.0 umps
Pay / (\$600) - 0.0 umps

Tulsa, OK (13U-14U)

Game-Day

Games - 257
Officials - 517 (slots)
Officials - \$20,560.00

Officials

20% - 4,112.00
Pay / (\$400) - 51.4 umps
Pay / (\$600) - 34.2 umps

Apr 13-15, Apr 20-22, Apr 27-29

May 4-6, May 11-13

679 Games - 1,361 Slots - \$54,320.00 Pay - 20% = \$10,864.00 - 135.8 or 90.4 (1099's) Officials

2011 Economic Impact - \$2,209,405.00 *6 Total Events*

Ardmore, OK (9U-12U)

Economic Impact

\$1,430,550.00

3,960 Rooms

180 Teams

User-Group

Income \$111,600.00

Expense \$57,280.00

Profit \$54,320.00

OKC, OK (7U-14U)

Economic Impact

\$0.00

0 Rooms

0 Teams

User-Group

Income \$0.00

Expense \$0.00

Profit \$0.00

Tulsa, OK (13U-14U)

Economic Impact

\$778,855.00

2,156 Rooms

98 Teams

User-Group

Income \$67,620.00

Expense \$28,000.00

Profit \$39,620.00

Apr 1-3, Apr 15-17, 29-May 1

Apr 29-May 1, May 6-8

278 Teams - 6,116 Rooms - \$179,920.00 Income - \$85,280.00 Expense - \$93,940.00 Profit

2011 Game-Day Management - \$2,209,405.00 *6 Total Events*

Ardmore, OK (9U-12U)

Game-Day

Games - 431
Officials - 862 (slots)
Officials - \$34,480.00

Officials

20% - \$6,896.00
Pay / (\$400) - 86.2 umps
Pay / (\$600) - 57.4 umps

OKC, OK (7U-14U)

Game-Day

Games - 0
Officials - 0 (slots)
Officials - \$0.00

Officials

20% - \$0.00
Pay / (\$400) - 0.0 umps
Pay / (\$600) - 0.0 umps

Tulsa, OK (13U-14U)

Game-Day

Games - 230
Officials - 460 (slots)
Officials - \$18,400.00

Officials

20% - \$3,680.00
Pay / (\$400) - 46.0 umps
Pay / (\$600) - 30.6 umps

Apr 1-3, Apr 15-17, 29-May 1

Apr 29-May 1, May 6-8

661 Games - 1,322 Slots - \$52,880.00 Pay - 20% = \$10,576.00 - 132.2 or 88.0 (1099's) Officials

2010 Economic Impact - \$1,859,715.00 *6 Total Events*

Ardmore, OK (9U-12U)

Economic Impact

\$1,239,810.00

3,432 Rooms

156 Teams

User-Group

Income \$96,720.00

Expense \$51,560.00

Profit \$45,160.00

OKC, OK (7U-14U)

Economic Impact

\$0.00

0 Rooms

0 Teams

User-Group

Income \$0.00

Expense \$0.00

Profit \$0.00

Tulsa, OK (13U-14U)

Economic Impact

\$619,905.00

1,716 Rooms

78 Teams

User-Group

Income \$53,820.00

Expense \$23,900.00

Profit \$29,920.00

Apr 9-11, Apr 16-18, Apr 23-25

Apr 30-May 2, May 7-9

234 Teams - 5,148 Rooms - \$150,540.00 Income - \$75,460.00 Expense - \$75,080.00 Profit

2010 Game-Day Management - \$1,859,715.00 *6 Total Events*

Ardmore, OK (9U-12U)

Game-Day

Games - 392
Officials - 784 (slots)
Officials - \$31,360.00

Officials

20% - \$6,272.00
Pay / (\$400) - 78.4 umps
Pay / (\$600) - 52.2 umps

OKC, OK (7U-14U)

Game-Day

Games - 0
Officials - 0 (slots)
Officials - \$0.00

Officials

20% - \$0.00
Pay / (\$400) - 0.0 umps
Pay / (\$600) - 0.0 umps

Tulsa, OK (13U-14U)

Game-Day

Games - 185
Officials - 370 (slots)
Officials - \$14,800.00

Officials

20% - \$2,960.00
Pay / (\$400) - 37.0 umps
Pay / (\$600) - 24.6 umps

Apr 9-11, Apr 16-18, Apr 23-25

Apr 30-May 2, May 7-9

577 Games - 1,154 Slots - \$46,160.00 Pay - 20% = \$9,232.00 - 115.4 or 76.8 (1099's) Officials

2009 Economic Impact - \$1,311,337.50 *6 Total Events*

Ardmore, OK (9U-12U)

Economic Impact

\$961,645.50

2,662 Rooms

121 Teams

User-Group

Income \$75,020.00

Expense \$44,365.00

Profit \$30,655.00

OKC, OK (7U-14U)

Economic Impact

\$0.00

0 Rooms

0 Teams

User-Group

Income \$0.00

Expense \$0.00

Profit \$0.00

Tulsa, OK (13U-14U)

Economic Impact

\$349,690.00

968 Rooms

44 Teams

User-Group

Income \$30,360.00

Expense \$16,650.00

Profit \$13,710.00

Apr 3-5, Apr 17-19, Apr 24-26

May 8-10, May 1-3

165 Teams - 3,630 Rooms - \$105,380.00 Income - \$61,015.00 Expense - \$44,365.00 Profit

2009 Game-Day Management - \$1,311,337.50 *6 Total Events*

Ardmore, OK (9U-12U)

Game-Day

Games - 288
Officials - 576 (slots)
Officials - \$23,040.00

Officials

20% - \$4,608.00
Pay / (\$400) - 57.6 umps
Pay / (\$600) - 38.4 umps

OKC, OK (7U-14U)

Game-Day

Games - 0
Officials - 0 (slots)
Officials - \$0.00

Officials

20% - \$0.00
Pay / (\$400) - 0.0 umps
Pay / (\$600) - 0.0 umps

Tulsa, OK (13U-14U)

Game-Day

Games - 105
Officials - 210 (slots)
Officials - \$8,400.00

Officials

20% - \$1,680.00
Pay / (\$400) - 21.0 umps
Pay / (\$600) - 14.0 umps

Apr 3-5, Apr 17-19, Apr 24-26

May 1-3, May 8-10

393 Games - 786 Slots - \$31,440.00 Pay - 20% = \$6,288.00 - 78.6 or 52.4 (1099's) Officials

ECONOMIC IMPACT OK Kids Youth Baseball



20019-2022 (OK Kids - Lincoln, Co)

Updated 18 Feb 2023

Kenneth R. Crawford (Doctoral Research)

Independent Gathered Data - OK Kids - Lincoln County 2019-2022

Economic Impact	Total Games	Umpire Expense	20% Ump Pay	Profit	Virtual Gate	Virtual Concession
Carney, OK \$19,074.00	Carney, OK 51	Carney, OK \$2,355.00	Carney, OK \$471.00	Carney, OK \$3,255.00	Carney, OK \$5,610.00	Carney, OK \$2,805.00
Chandler, OK \$79,662.00	Chandler, OK 213	Chandler, OK \$10,360.00	Chandler, OK \$2,072.00	Chandler, OK \$13,070.00	Chandler, OK \$23,430.00	Chandler, OK \$11,715.00
Doctoral Research - Kenneth Crawford						
Cushing, OK \$43,010.00	Cushing, OK 115	Cushing, OK \$8,410.00	Cushing, OK \$1,682.00	Cushing, OK \$4,240.00	Cushing, OK \$12,650.00	Cushing, OK \$6,325.00
Davenport, OK \$40,392.00	Davenport, OK 108	Davenport, OK \$5,495.00	Davenport, OK \$1,099.00	Davenport, OK \$6,385.00	Davenport, OK \$11,880.00	Davenport, OK \$5,940.00
Depew, OK \$16,082.00	Depew, OK 43	Depew, OK \$1,810.00	Depew, OK \$362.00	Depew, OK \$2,920.00	Depew, OK \$4,730.00	Depew, OK \$2,365.00
Luther, OK \$14,212.00	Luther, OK 38	Luther, OK \$1,985.00	Luther, OK \$397.00	Luther, OK \$2,195.00	Luther, OK \$4,180.00	Luther, OK \$2,090.00
Meeker, OK \$57,970.00	Meeker, OK 155	Meeker, OK \$7,395.00	Meeker, OK \$1,479.00	Meeker, OK \$9,655.00	Meeker, OK \$17,050.00	Meeker, OK \$8,525.00
Doctoral Research - Kenneth Crawford						
Perkins, OK \$1,870.00	Perkins, OK 5	Perkins, OK \$175.00	Perkins, OK \$35.00	Perkins, OK \$375.00	Perkins, OK \$550.00	Perkins, OK \$275.00
Prague, OK \$110,704.00	Prague, OK 296	Prague, OK \$15,230.00	Prague, OK \$3,046.00	Prague, OK \$17,330.00	Prague, OK \$32,560.00	Prague, OK \$16,280.00
Seminole, OK \$4,488.00	Seminole, OK 12	Seminole, OK \$745.00	Seminole, OK \$149.00	Seminole, OK \$575.00	Seminole, OK \$1,320.00	Seminole, OK \$660.00
Stroud, OK \$78,166.00	Stroud, OK 209	Stroud, OK \$10,970.00	Stroud, OK \$2,194.00	Stroud, OK \$12,020.00	Stroud, OK \$22,990.00	Stroud, OK \$11,495.00
Wellston, OK \$52,360.00	Wellston, OK 140	Wellston, OK \$7,315.00	Wellston, OK \$1,463.00	Wellston, OK \$8,085.00	Wellston, OK \$15,400.00	Wellston, OK \$7,700.00

The Journey

Sometimes it's the very people who no one imagines anything of who do the things that no one can imagine.



Leadership has an important position with a duty to safeguard the values of the sport.

Kenneth Crawford

405-642-9592

Kenneth@BCMSports.net

The Journey



Kenneth Crawford

Integrity of the Game

405-642-9592

Kenneth@BCMSports.net

**Nothing of Use after This
Slide:**

OKLAHOMA ECONOMIC IMPACT

Project objective:

OKLAHOMA ECONOMIC IMPACT

Understanding the market

Target audience

INTEGRITY OF THE GAME!

The competition:

- Municipalities
- Native American Tribes
- Private Owner / Operator
- User-Groups
- State Owned facilities

Market trends

Trend 1

Lorem ipsum dolor sit amet, consectetur adipiscing elit, sed do eiusmod tempor

Client Implications:

- Incididunt ut labore et dolore
- Consectetur adipiscing elit, sed do eiusmod tempor incididunt ut labore



Trend 2

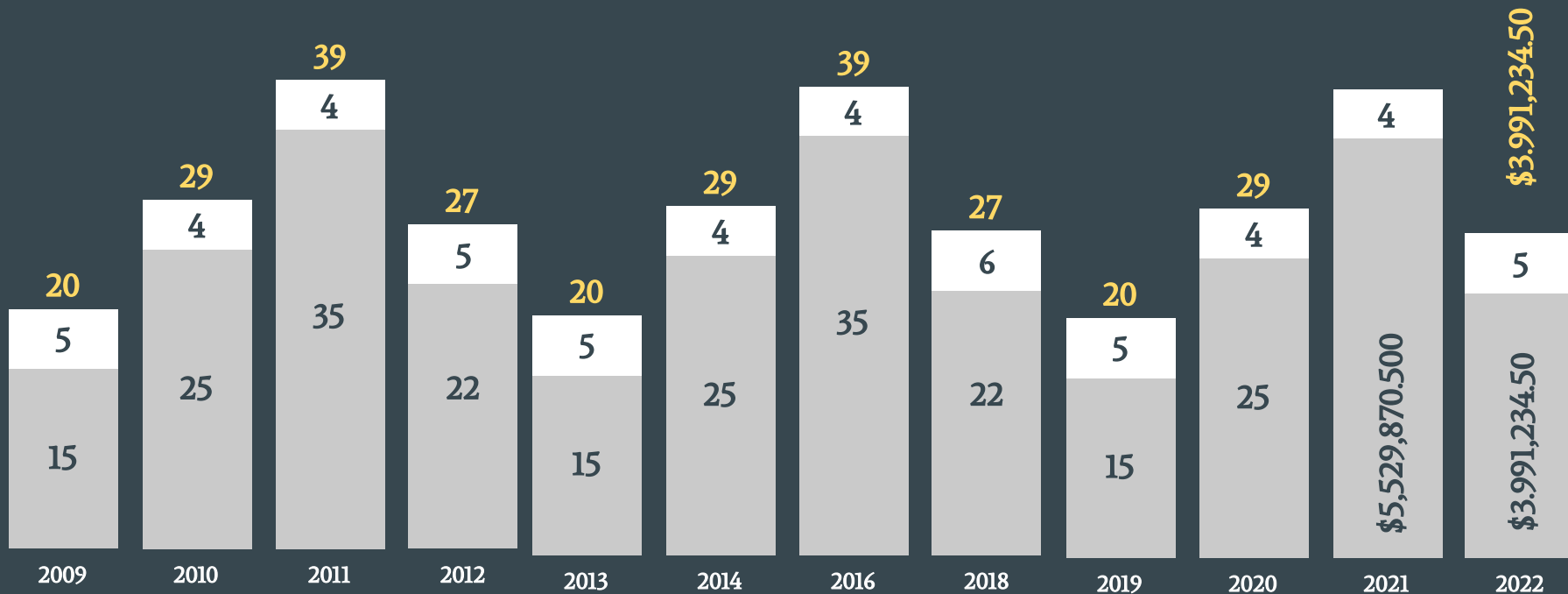
Lorem ipsum dolor sit amet, consectetur adipiscing elit, sed do eiusmod tempor

Client Implications:

- Incididunt ut labore et dolore
- Consectetur adipiscing elit, sed do eiusmod tempor incididunt ut labore

Trend analysis

Item 1 
Item 2 



Timeline

